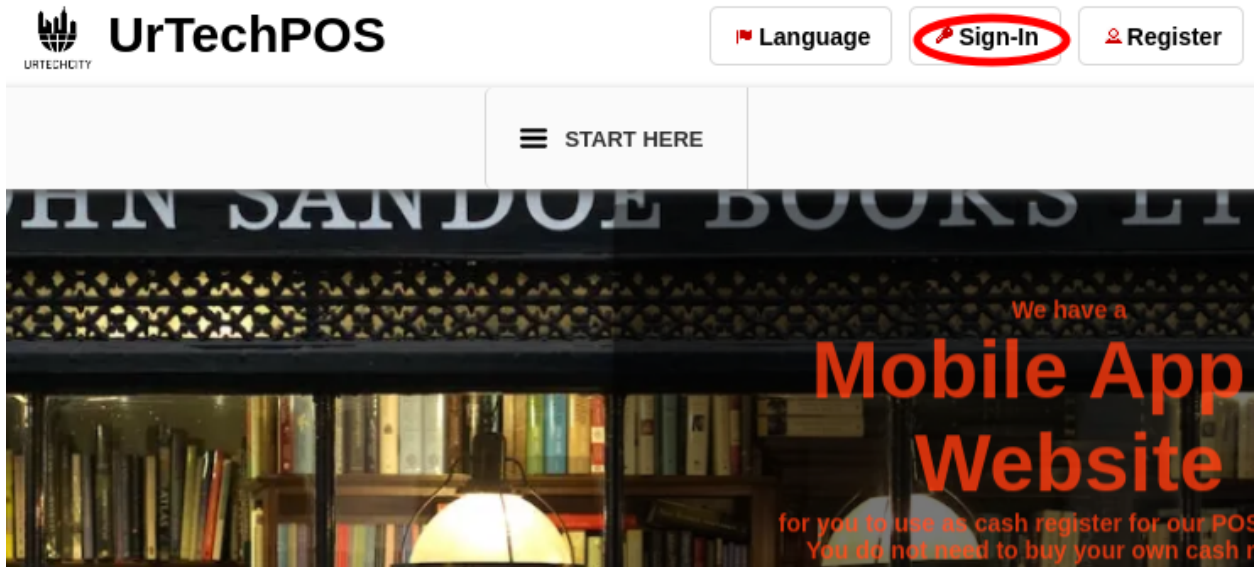



1. Click the **Sign-In** button
  - a. Desktop



- b. Mobile Devices








2. Click the **Change Password** button:

a. Desktop

Sign-In

Sign-In using your social network(s):

 Sign in as Master Michael Angelo  
masteragcaoli@gmail.com 

**Email Address\***  
 24/50  
Valid

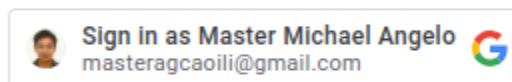
**Password\***  
 8/100  
Valid

Note: If you still do not have any account from us.  
Click the 'Register' button below

b. Mobile Devices

## Sign-In

Sign-In using your social network(s):



**Email Address\***

masteragcaoili@yahoo.com 0/50

**Password\***

..... 0/100

Note: If you still do not have any account from us.  
Click the 'Register' button below

Register

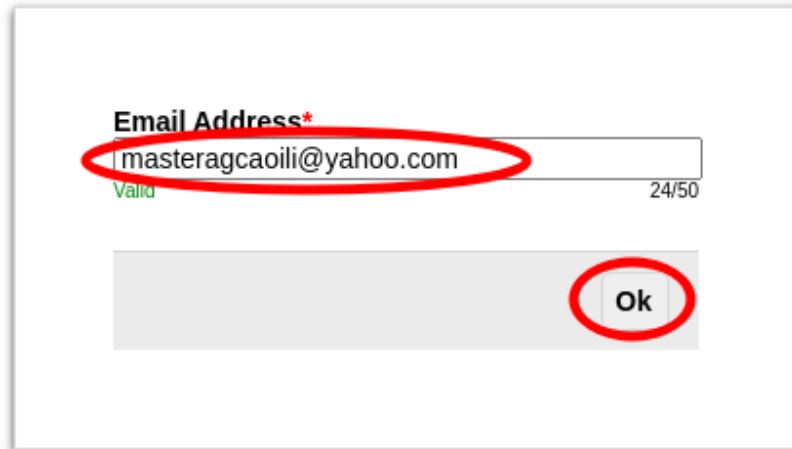
Change Password

Ok

3. Fill-in the existing email address that you used to Register before, then click the **OK** button. After that, you will receive an email (Also please check your **SPAM** folder), please open your email and then find the email sent to you:

- a. Desktop

## Change Password

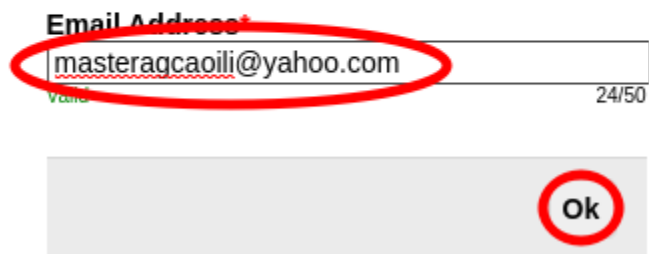


**Email Address\***  
masteragcaoli@yahoo.com  
Valid 24/50

Ok

### b. Mobile Devices

## Change Password



**Email Address\***  
masteragcaoli@yahoo.com  
Valid 24/50

Ok

4. Once you received and found the email, see the link sent to you:

### a. Desktop

■ [contactus@urtechcity.com](mailto:contactus@urtechcity.com) <contactus@urtechcity.com>  
To: masteragcailli@yahoo.com



Hi Master Michael Agcailli,

You requested to reset your password for your urtechcity account.

Please click [here](#) to reset it.

Note: The User's guide on all the features and how to use the website and also shows how you can earn can be seen [here](#).

For you to start earning on Google AdSense, you can click [here](#) to follow the steps

Regards,  
The UrTechCity IT Solutions Team

You can visit our company site [here](#)  
If you want to stop receiving emails from us, please click [here](#) to unsubscribe.

Follow us on:



## b. Mobile Devices



Hi Master Michael Agcaoili,

You requested to reset your password for your urtechcity account.

Please click [here](#) to reset it.

Note: **The User's guide on all the features and how to use the website and also shows how you can earn can be seen [here](#).**

**For you to start earning on Google Adsense, you can click [here](#) to follow the steps**

Regards,  
The UrTechCity IT Solutions Team

You can visit our company site [here](#)  
If you want to stop receiving emails from us, please click [here](#) to unsubscribe.

Follow us on:



5. You will need to set a password, the guide on what combination your password should be are seen in the page, then click the **Ok** button:
  - a. **Desktop**

## Change Password

---

Password should contain at least one small letter, capital letter, a symbol, a number and it should be a minimum of 6 characters length. examples are **LastName@1**, **Pa\$\$w0rd1**, **Password\$1**, or **Fir\$tname2**

**Password\***

  
0/100

**Confirm Password\***

  
0/100

Ok

### b. Mobile Devices

---

## Change Password

---

Password should contain at least one small letter, capital letter, a symbol, a number and it should be a minimum of 6 characters length. examples are **LastName@1**, **Pa\$\$w0rd1**, **Password\$1**, or **Fir\$tname2**

**Password\***

  
0/100

**Confirm Password\***

  
0/100

Ok