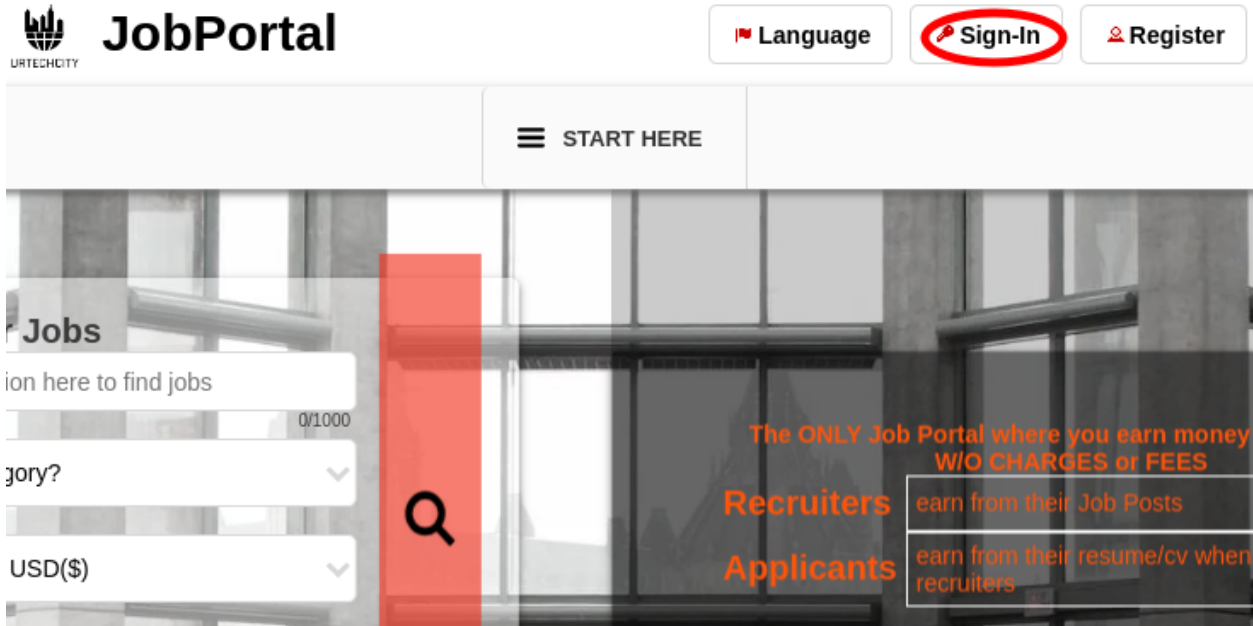
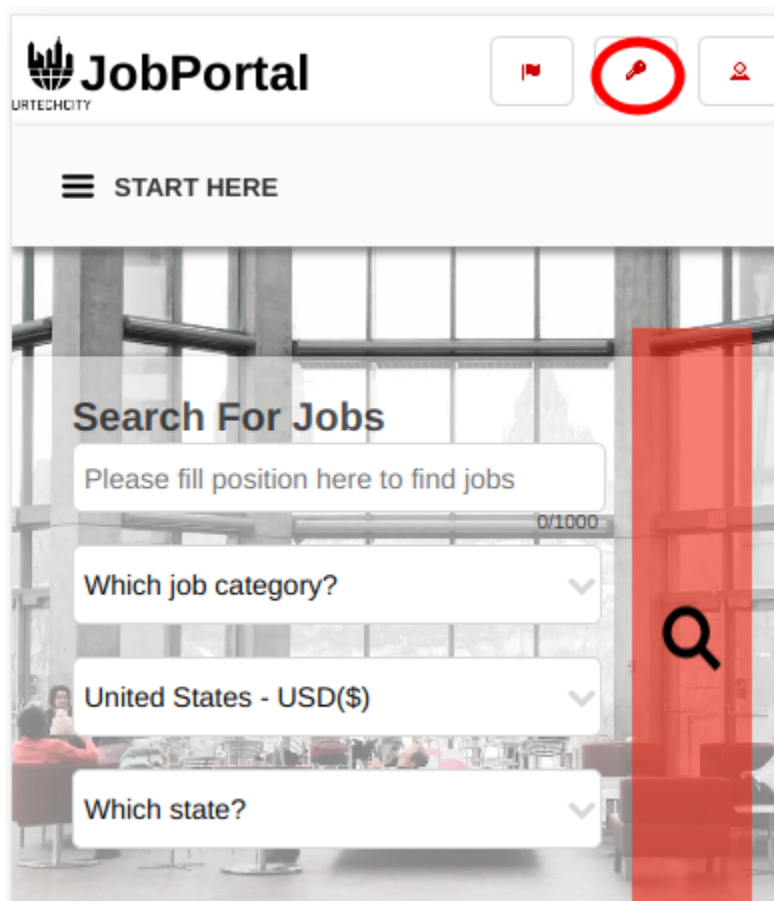


1. Click the **Sign-In** button
 - a. Desktop



- b. Mobile Devices



The screenshot shows the Job Portal search interface. At the top left is the logo for URTECHCITY JobPortal. To the right are three icons: a flag, a key (highlighted with a red circle), and a user profile. Below the header is a "START HERE" button. The main content area features a search form with the following elements:

- Search For Jobs** header
- Text input field: "Please fill position here to find jobs" with a character count of "0/1000".
- Dropdown menu: "Which job category?"
- Dropdown menu: "United States - USD(\$)"
- Dropdown menu: "Which state?"




A red vertical bar with a magnifying glass icon is overlaid on the right side of the search form.



2. Click the **Change Password** button:

a. Desktop

Sign-In

Sign-In using your social network(s):

 Sign In as Master Michael Angelo
masteragcaoli@gmail.com 

Email Address*

Valid 24/50

Password*

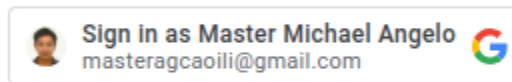
Valid 8/100

Note: If you still do not have any account from us.
Click the 'Register' button below

b. Mobile Devices

Sign-In

Sign-In using your social network(s):



Email Address*

masteragcaoili@yahoo.com 0/50

Password*

..... 0/100

Note: If you still do not have any account from us.
Click the 'Register' button below

Register

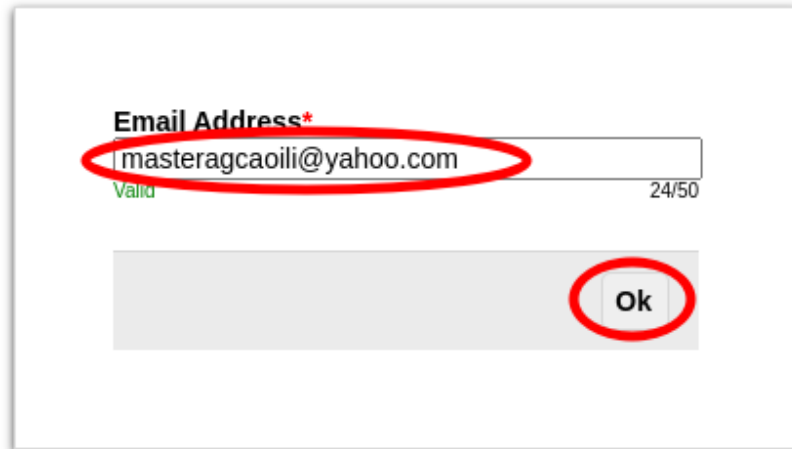
Change Password

Ok

3. Fill-in the existing email address that you used to Register before, then click the **OK** button. After that, you will receive an email (Also please check your **SPAM** folder), please open your email and then find the email sent to you:

- a. Desktop

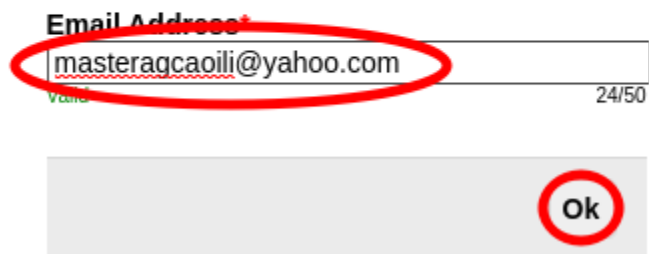
Change Password



Email Address*
masteragcaoli@yahoo.com
Valid 24/50
Ok

b. Mobile Devices

Change Password



Email Address*
masteragcaoli@yahoo.com
Valid 24/50
Ok

4. Once you received and found the email, see the link sent to you:

a. Desktop

contactus@urtechcity.com <contactus@urtechcity.com>
To: masteragcailli@yahoo.com



Hi Master Michael Agcailli,

You requested to reset your password for your urtechcity account.

Please click [here](#) to reset it.

Note: The User's guide on all the features and how to use the website and also shows how you can earn can be seen [here](#).

For you to start earning on Google AdSense, you can click [here](#) to follow the steps

Regards,
The UrTechCity IT Solutions Team

You can visit our company site [here](#)
If you want to stop receiving emails from us, please click [here](#) to unsubscribe.

Follow us on:



b. Mobile Devices



Hi Master Michael Agcaoili,

You requested to reset your password for your urtechcity account.

Please click [here](#) to reset it.

Note: **The User's guide on all the features and how to use the website and also shows how you can earn can be seen [here](#).**

For you to start earning on Google Adsense, you can click [here](#) to follow the steps

Regards,
The UrTechCity IT Solutions Team

You can visit our company site [here](#)
If you want to stop receiving emails from us, please click [here](#) to unsubscribe.

Follow us on:



5. You will need to set a password, the guide on what combination your password should be are seen in the page, then click the **Ok** button:
 - a. **Desktop**

Change Password

Password should contain at least one small letter, capital letter, a symbol, a number and it should be a minimum of 6 characters length. examples are **LastName@1**, **Pa\$\$w0rd1**, **Password\$1**, or **Fir\$tname2**

Password*

0/100

Confirm Password*

0/100

Ok

b. Mobile Devices

Change Password

Password should contain at least one small letter, capital letter, a symbol, a number and it should be a minimum of 6 characters length. examples are **LastName@1**, **Pa\$\$w0rd1**, **Password\$1**, or **Fir\$tname2**

Password*

0/100

Confirm Password*

0/100

Ok