

1. Go to the UrTechPOS website:

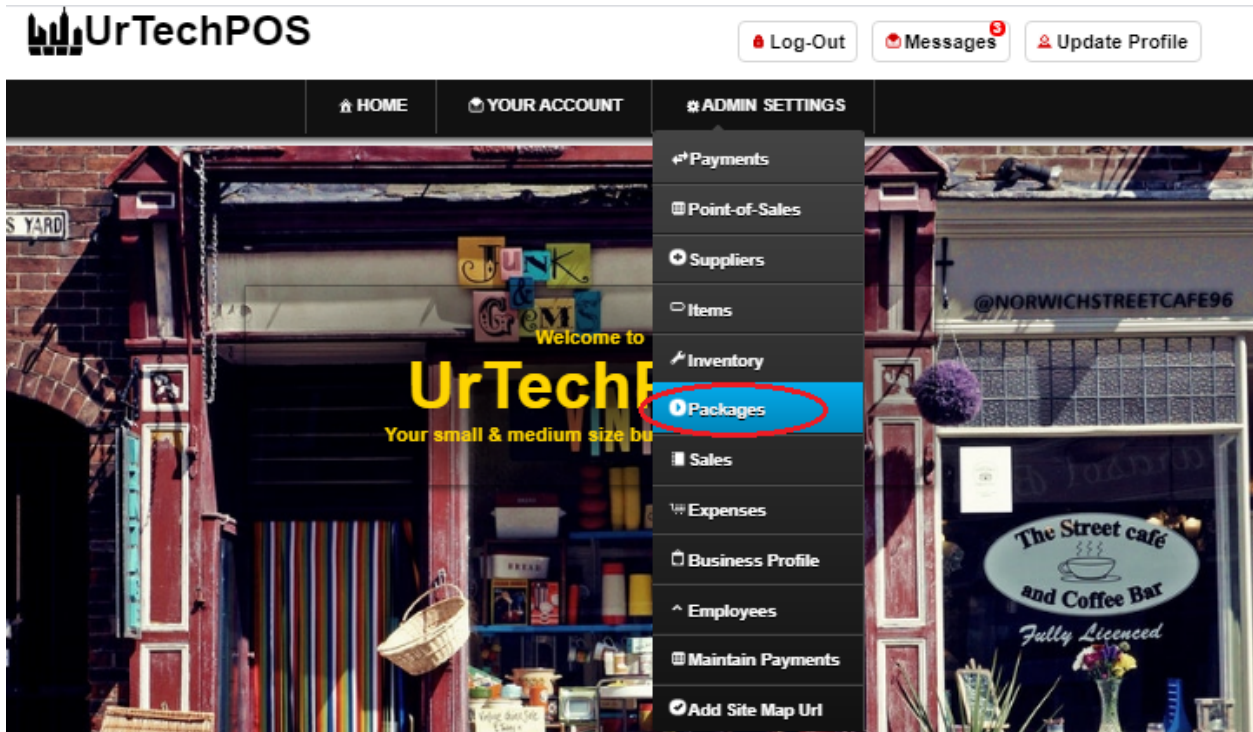
**a. Desktop**

UrTechPOS is a small Point of Sales product that is designed for small and medium size business establishments that consists of product selling. It also has an added feature of monitoring your POS transactions, sales & inventory report, and your net income. It makes sure the numbers of the inventory and sales are always tallied so that auditing is more secure and accurate.

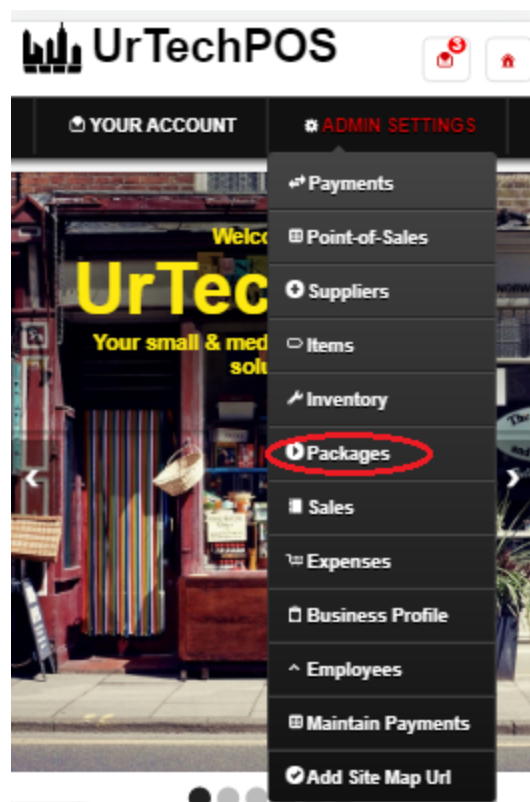
**a. Mobile Devices**

2. Click **Packages** from the menu:

a. Desktop



b. Mobile Devices



3. Creating Items is needed before creating packages because this is required to select items that you would add to your packages. This page defines the packages you are selling. Please take note of the below:

- **Add** button adds a package
- **Edit** button updates/changes an existing item
- **Delete** button deletes an existing item

a. Desktop

UrTechPOS

Log-Out Messages Update Profile

HOME YOUR ACCOUNT ADMIN SETTINGS

### Packages

+ Read me first( click to show/hide information which can guide you in this area)

Package Name ↑	Description ↑	Add
<input type="text" value=""/>	<b>Business*</b> BORN Group (under Tech Mahindra)	Clear
		Search

No record(s) found

b. Mobile Devices

UrTechPOS

YOUR ACCOUNT ADMIN SETTINGS

### Packages

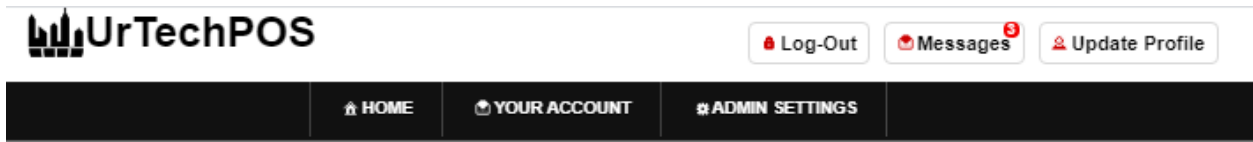
+ Read me first( click to show/hide information which can guide you in this area)

Package Name ↑	Add
<input type="text" value=""/>	Clear
<b>Business*</b> BORN Group (under Tech Mahi)	Search

No record(s) found

- Once you click the **Add** or **Edit** Button, it will take you to this page. Fill the information of the package and click the add button to items to your package.

a. Desktop



## ckages

Lead me first( click to show/hide information which can guide you in this area)

**Business:**  
No Value

**Package Name\***

**Description\***

Resellers Allowed  Available for Online Selling

Name	Quantity	Selling Price	Add
------	----------	---------------	-----

Back Save

b. Mobile Devices

**Business:**  
No Value

**Package Name\***

**Description\***

Resellers Allowed  Available for Online Selling

Name	Quantity	Selling Price	Add
------	----------	---------------	-----

Back Save

- Once you click the **Add Button**, it will take you to this page. Fill the information of the package and click the ok button to complete your package.

**a. Desktop**



UrTechPOS - Packages

Items\*

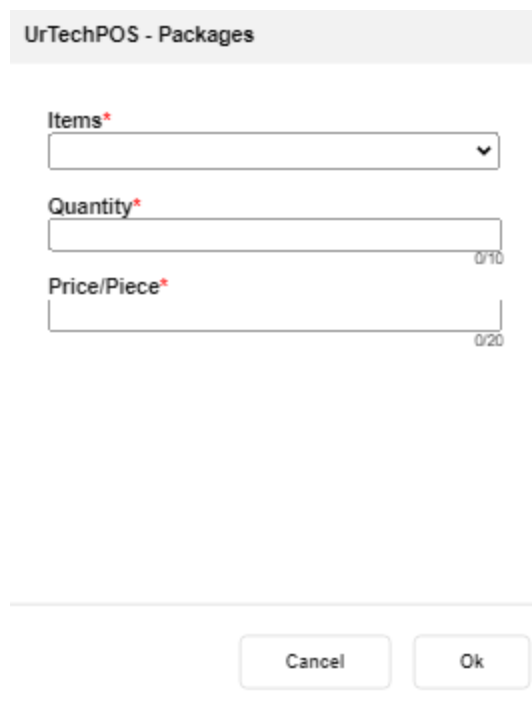
Quantity\*  0/10

Price/Piece\*  0/20

Cancel Ok

The screenshot shows a desktop view of the 'UrTechPOS - Packages' form. It features three input fields: a dropdown menu for 'Items\*', a text box for 'Quantity\*' with a '0/10' character count, and another text box for 'Price/Piece\*' with a '0/20' character count. At the bottom right, there are 'Cancel' and 'Ok' buttons.

**b. Mobile Devices**



UrTechPOS - Packages

Items\*

Quantity\*  0/10

Price/Piece\*  0/20

Cancel Ok

The screenshot shows a mobile view of the 'UrTechPOS - Packages' form. The layout is similar to the desktop version, with three input fields: a dropdown menu for 'Items\*', a text box for 'Quantity\*' with a '0/10' character count, and another text box for 'Price/Piece\*' with a '0/20' character count. At the bottom, there are 'Cancel' and 'Ok' buttons.