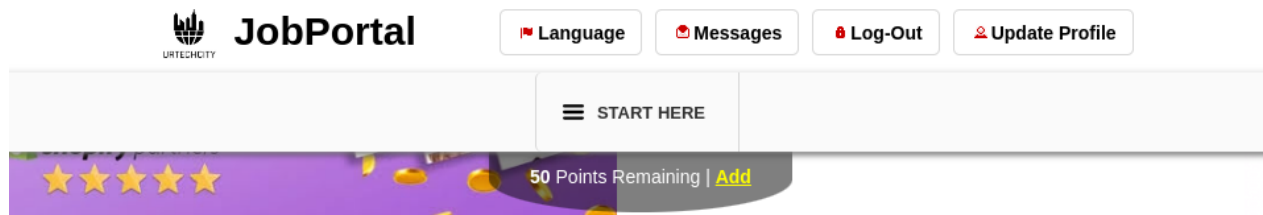



1. In the Job Portal home page, scroll down to the Categories section below the home page and click the **Join Facebook Group** from the category of your choice. You can join multiple Facebook Group Categories so that you can have auto feeds of latest job posts per category only by using facebook. Once you are inside the Facebook Group, click the Join button and wait for the admin to Accept you as a member. After that, you can already get job posts from Facebook without the need of opening the website. Once you are interested on the job posts, that is the time you need to click that link from the facebook posts to apply in the website:

a. Desktop



Categories

So search jobs based on the categories below. At the same time, you can join the Facebook Groups from the job category of your choice so that you can automatically on job openings from your Facebook.



Arts & Design

[Join Facebook Group](#)




Aviation

[Join Facebook Group](#)



Business, Sales and Marketing

[Join Facebook Group](#)



Call Center or BPO

[Join Facebook Group](#)



Construction

[Join Facebook Group](#)





Education and Tutorial

[Join Facebook Group](#)

b. Mobile Devices

UrTechCity - Job Portal






☰ START HERE

Resume-NOW
50 Points Remaining | [Add](#)


Categories

You can also search jobs based on the categories below. At the same time, you can join the Facebook Groups from the job category of your choice so that you can be notified automatically on job openings from your Facebook.



Arts & Design

[Join Facebook Group](#)



Aviation

[Join Facebook Group](#)