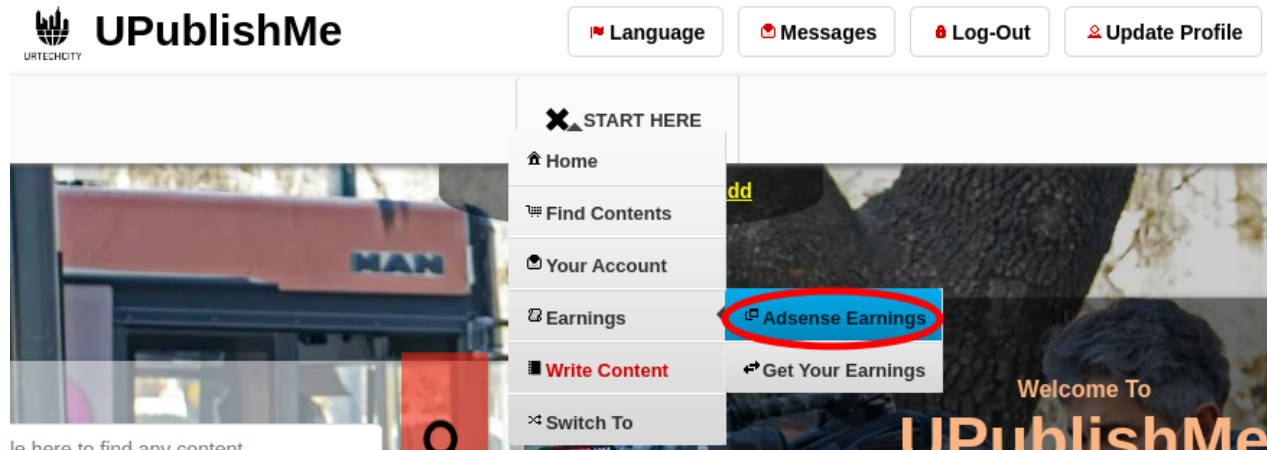
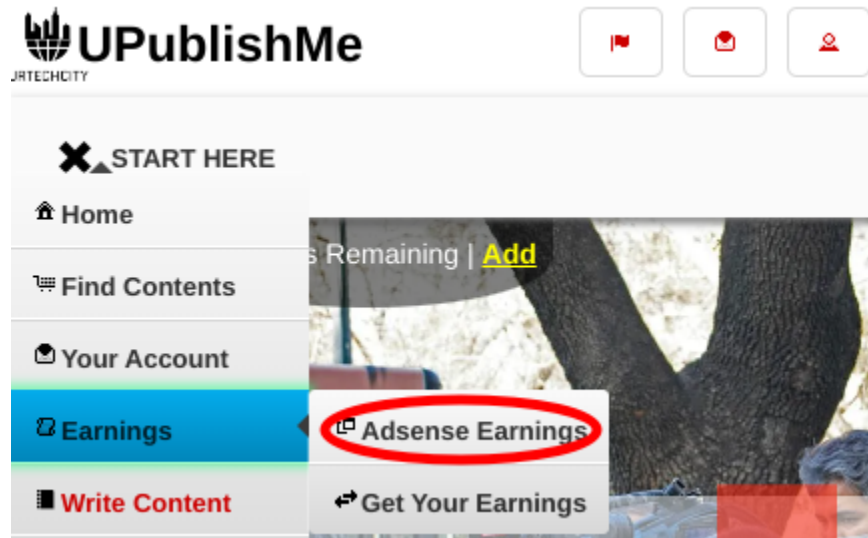


1. Go to the UPublishMe website and click the Adsense Earnings from the menu:

a. Desktop



a. Mobile Devices



Select your preferred Year to see your earnings, but if you want to see on all years just leave it to **None**, then click the **Search** button:

a. Desktop

Fill entries below and click search to generate reports

Year
None

Search

b. Mobile Devices

Adsense Earnings

+ Read me first(click to show/hide information which can guide you in this area)

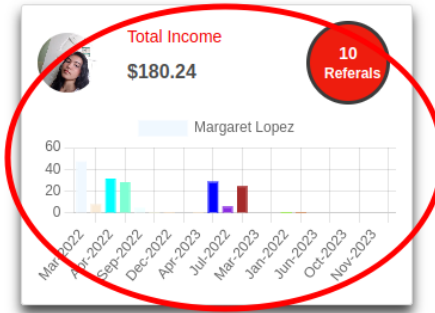
Fill entries below and click search to generate reports

Year
None

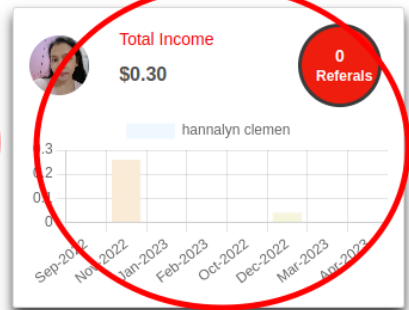
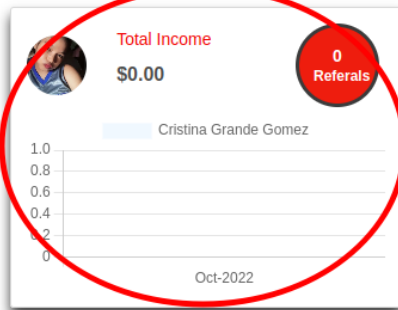
Search

3. Once you click search, you can see the results below. It is showing your income and below you, you can see your referral's income. This visualizes which of your referrals are helping you earn more income based on their contents. We advise you to refer to as many people that will be very active on creating job posts if they are a recruiter. If they are a job seeker, a lot of recruiters are viewing their resume or they are actively applying to many jobs.

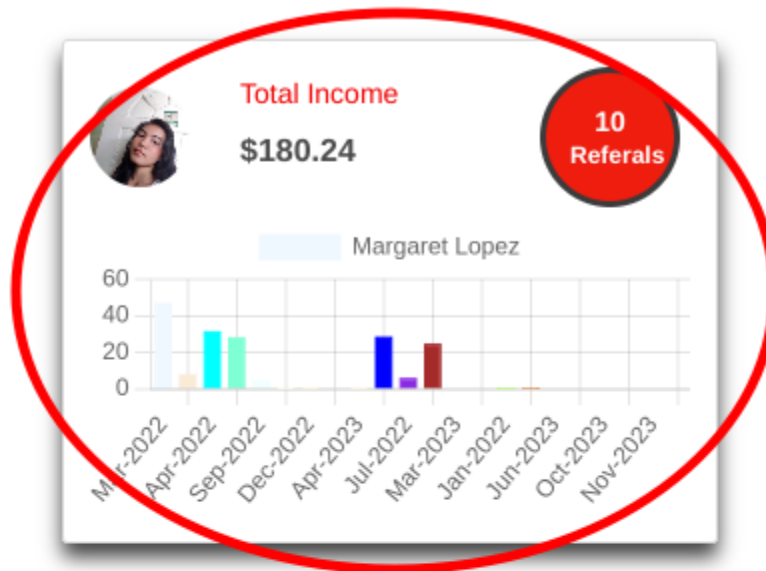
a. Desktop



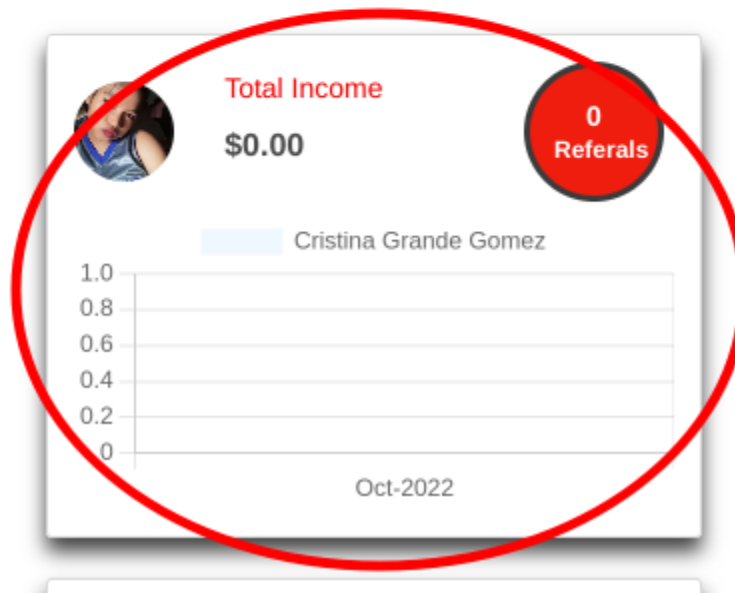
Your referrals



b. Mobile Devices



Your referrals



4. For you to refer, you need to encourage many people to register and use the Job Portal, either they are applicants or recruiters (even recruiters from another company). Once you encourage them, you can teach them how to register or show them where to locate the Registration page. We have a user guide for that as well. You need to send the link of the page where they can register. Below shows how you can get the link and it will

copy your referral code so that when they register, it will indicate that you refer them to register. Once you have referred them, the exciting part is **YOU WILL EARN FROM THEM** automatically on every job posts views they get (if they are a recruiter) or resume views they get (if they are applicants). Go to the **Update Profile** page from the menu and just click the **Share** button below inside the Update Profile page, this will copy the url with your referral code then send it to them, either via sms or via social network messenger by pasting the copied url.

NOTE: You need to wait for the Google Adsense to be applied to their account for them to start meaning but it will just take 24 hours

a. Desktop

The screenshot shows the UPublishMe desktop interface. At the top left is the logo and name 'UPublishMe'. To the right are navigation buttons: 'Language', 'Messages', 'Log-Out', and 'Update Profile' (circled in red). Below the navigation bar is a 'START HERE' button. The main content area contains a profile update form with the following elements:

- Email field: masteragcaoili@gmail.com
- Points: 50 Points Remaining | Add Remarks
- Paypal Email Address field: 24/50
- Country* dropdown: United States - USD(\$)
- Remarks field: 0/500
- Buttons: Share (circled in red), Clear, Ok

b. Mobile Devices



☰ START HERE



Loto Agent 50 Points Remaining | [Add](#)

Remarks

0/500

Share Clear Ok